



FAST RECOVER RECTIFIER

BY396 THRU BY399

VOLTAGE RANGE
CURRENT

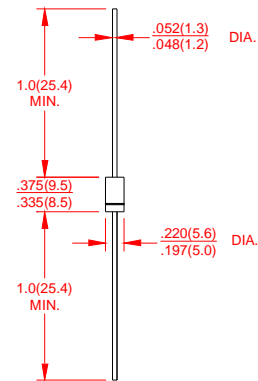
100 to 800 Volts
3.0Ampere

FEATURES

- Low coat construction
- Fast switching for high efficiency.
- Low reverse leakage
- High forward surge current capability
- High temperature soldering guaranteed:
260°C/10 secods/.375”(9.5mm)lead length at 5 lbs(2.3kg) tension

MECHANICAL DATA

- Case: Transfer molded plastic
- Epoxy: UL94V-O rate flame retardant
- Polarity: Color band denotes cathode end
- Lead: Plated axial lead, solderable per MIL-STD-202E method 208C
- Mounting position: Any
- Weight: 0.042ounce, 1.19 grams



DO-27

Dimensions in inches and (millimeters)

MAXIMUM RATINGS AND ELECTRICAL CHARACTERISTICS

- Ratings at 25°C ambient temperature unless otherwise specified
- Single Phase, half wave, 60Hz, resistive or inductive load
- For capacitive load derate current by 20%

| | SYMBOLS | BY396 | BY397 | BY398 | BY399 | UNITS |
|--|-----------------|---------------------------|-------|-------|-------|---------------------------|
| Maximum Repetitive Peak Reverse Voltage | V_{RRM} | 100 | 200 | 400 | 800 | Volts |
| Maximum RMS Voltage | V_{RMS} | 70 | 140 | 280 | 560 | Volts |
| Maximum DC Blocking Voltage | V_{DC} | 100 | 200 | 400 | 800 | Volts |
| Maximum Average Forward Rectified Current 0.375”(9.5mm) lead length at $T_A=75^\circ\text{C}$ | $I_{(AV)}$ | 3.0 | | | | Amp |
| Peak Forward Surge Current 8.3mS single half sine wave superimposed on rated load (JEDEC method) | I_{FSM} | 100 | | | | Amps |
| Maximum Instantaneous Forward Voltage @ 3.0A | V_F | 1.3 | | | | Volts |
| Maximum DC Reverse Current at Rated DC Blocking Voltage | I_R | $T_A = 25^\circ\text{C}$ | | | | μA |
| | | $T_A = 100^\circ\text{C}$ | | | | |
| Maximum Reverse Recovery Time (Note 3) $T_J=25^\circ\text{C}$ | t_{rr} | 500 | | | | ns |
| Typical Junction Capacitance (Note 1) | C_J | 28 | | | | pF |
| Typical Thermal Resistance (Note 2) | $R_{\theta JA}$ | 22 | | | | $^\circ\text{C}/\text{W}$ |
| Operating Junction Temperature Range | T_J | (-55 to +150) | | | | $^\circ\text{C}$ |
| Storage Temperature Range | T_{STG} | (-55 to +150) | | | | $^\circ\text{C}$ |

Notes:

1. Measured at 1.0MHz and Applied Reverse Voltage of 4.0Volts.
2. Thermal Resistance from junction to Ambient at .375”(9.5mm)lead length, P.C.board mounted.
3. Reverse Recovery Test Conditions: $I_f=10\text{mA}$, $I_r=10\text{mA}$, $I_{rr}=1\text{A}$



FAST RECOVER RECTIFIER

BY396 THRU BY399

VOLTAGE RANGE
CURRENT

100 to 800 Volts
3.0Ampere

RATING AND CHARACTERISTIC CURVES BY396 THRU BY399

FIG.1-TYPICAL FORWARD CURRENT DERATING CURVE

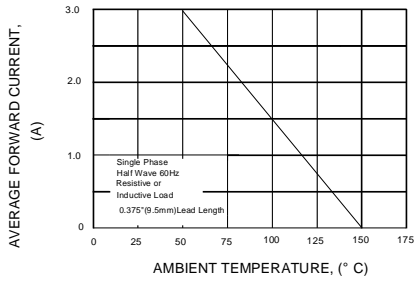


FIG.2-MAXIMUM NON-REPETITIVE PEAK FORWARD SURGE CURRENT

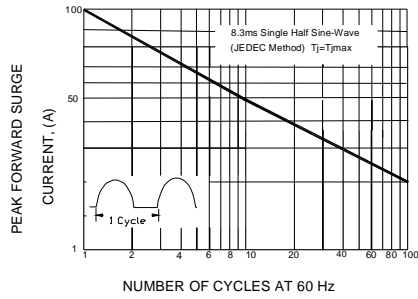


FIG.3-TYPICAL INSTANTANEOUS FORWARD CHARACTERISTICS

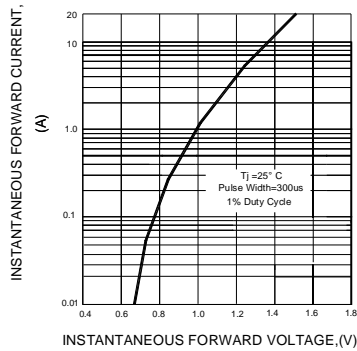


FIG.4-TYPICAL REVERSE CHARACTERISTICS

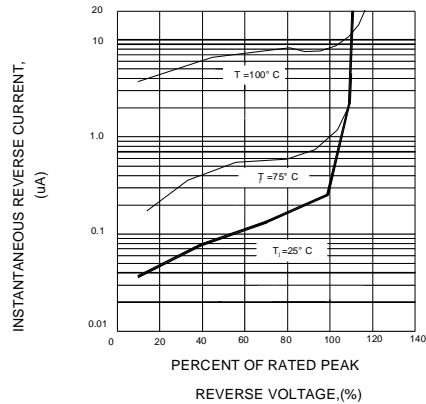


FIG.5-TYPICAL JUNCTION CAPACITANCE

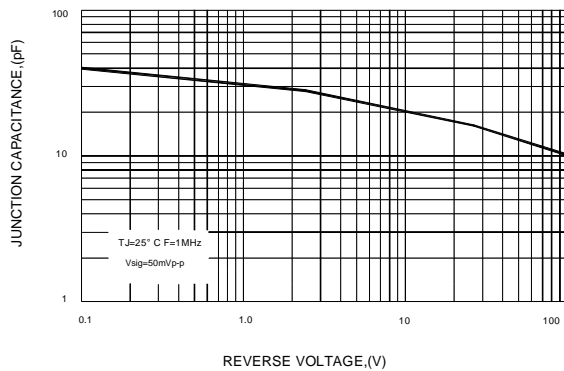


FIG.6-TEST CIRCUIT DIAGRAM AND REVERSE RECOVERY TIME CHARACTERISTIC

